

# AGENDA

## Rural Task Force #3 Meeting January 12, 2016 10:30 a.m. Road Commission of Kalamazoo County

- I. Call to Order
- II. Approval of November 1, 2018 Rural Task Force #3 Meeting Minutes **(Action)**
- III. Review of 2019 Projects
- IV. Proposed FY 2020 – 2023 Surface Transportation Program Projects **(Action)**
- V. Review of EDD Carryover Amounts and Constraints
- VI. Public Comment
- VII. Other Business
- VIII. Adjourn

# **Rural Task Force #3 Meeting**

***November 1, 2018***

***Road Commission of Kalamazoo County - Kalamazoo, MI***

## ***Members in Attendance:***

Jake Welch	Barry County Road Commission
Trent Arver	Branch County Road Commission
Kristine Parsons	Calhoun County Road Department
Ryan Minkus	Road Commission of Kalamazoo County
Garrett Myland	St. Joseph County Road Commission

## ***Others in Attendance:***

John Lindsey	St. Joseph County Road Commission
Brian Kernstock	Calhoun County Road Department
Brian Sanada	Michigan Department of Transportation – SW Region
Amy Lipset	Michigan Department of Transportation – SW Region
Sean McBride	Kalamazoo Metro
Steve Stepeck	Kalamazoo Area Transportation Study
Fred Nagler	Kalamazoo Area Transportation Study

## ***Participating by Phone***

Don Mayle	Michigan Department of Transportation Statewide Planning
-----------	--

## ***Call to Order***

Chair Minkus called the meeting to order at 9:10 a.m. at the Road Commission of Kalamazoo County. Introductions were made.

## ***Approval of June 21, 2018 Rural Task Force #3 Meeting Minutes***

Several minor corrections were suggested by Welch.

MOTION by Parsons, SUPPORT by Welch, ***“to approve the June 21, 2018 Rural Task Force #3 Meeting Minutes, amended as suggested.”*** Motion passed.

## ***Review of 2019 Projects and Target Balance***

A brief review of the current status of the 2019 program was presented showing new totals based on the most recent MDOT target amounts. Mayle supplied the current EDD carry forward amounts for each county.

MOTION by Arver, Support by Welch, ***“to remove previous Task Force constraints on EDD programming allowances and enable all counties to program up to the full amount available as allotted by MDOT.”*** Motion passed.

MOTION by Arver, SUPPORT by Myland, ***“to set the Region-approved target of STL for 2019 and 2020 to the current MDOT allocation for each county.”*** Motion passed.

### ***Review of 2019 and 2020 Projects***

MOTION by Parsons, SUPPORT by Arver, ***“to approve the purchase by Calhoun County of \$300,000 in STL funding from Branch County for 2019.”*** Motion passed.

MOTION by Parsons, SUPPORT by Welch, ***“to change Job Number 130078 to Preventative Maintenance on Michigan Avenue from 22 ½ Mile Road to 25 ½ Mile Road using \$548,112.80 in STL and available amount in EDD; and to add a crush and shape resurfacing project on Partello Road from 19 Mile Road to 500 feet southwest of 20 Mile Road using \$540,834.20 in STL funding.”*** Motion passed.

MOTION by Welch, SUPPORT by Parsons, ***“to reduce the federal cost of Branch County Preventative Maintenance Job No. 130077 to \$197,154.”*** Motion Passed.

MOTION by Welch, SUPPORT by Arver, ***“to increase STL to \$685,054 and reduce local cost to \$171,263.50 for Barry County 2019 Job No. 203012 DJ, and to increase STL to \$750,000 and local cost to \$187,500 for Barry County 2020 Countywide Preventive Maintenance project Job No. 130099.”*** Motion Passed

MOTION by Parsons, SUPPORT by Welch, ***“to add a project to overlay 5.24 Miles of Youngs Prairie Road using \$368,966 in EDD and \$431,034 in STL; and to decrease STL to \$147,321 and local cost to \$36,831 for the previously approved Countywide Maintenance project in St. Joseph County for 2019.”*** Motion Passed.

### ***Review of EDD Carryover Amounts and Constraints***

Discussion was entered into on how to deal with the negative balance in EDD carryforward for Barry County. It was decided that Minkus and Welch will work with Nagler to put together options for eliminating the negative balance that the full task force will consider at a future meeting.

### ***Public Comment***

No public comment was offered

### ***Other Business***

Minkus thanked MDOT for the recent Rural Task Force outreach training sessions. Mayle said that recordings of the sessions are being prepared and will be posted online.

Nagler updated the group on the status of scheduling for local task force meetings to select projects for the 2020 – 2023 TIP cycle. It is hoped that the next meeting of the full RTF #3 will take place in early to mid-December to approve the locally selected projects

Minkus reminded the group that selection of new officers will need to be done after the New Year.

***Adjourn***

Meeting adjourned at 10:00 a.m.

**Minutes approved: \_\_\_\_\_, 2018**

*Questions or comments on these minutes can be directed to:*

*Fred Nagler  
Associate Planner  
Kalamazoo Area Transportation Study  
fnagler@katsmpo.org*

DRAFT



## RTF FYs 2017-2020

6/11/18

Required Fields																							
Fiscal Year	County	Responsible Agency	Project Name	Limits	Length	Primary Work Type	Project Description	Phase	Advance Construct	Federal Cost	Federal Fund Source	State Cost	State Fund Source	Local Cost	Local Fund Source	Total Phase Cost	MDOT Job No.	Local ID No.	Rural Action Date	Amendment Type	Air Quality	Comments	
2017	CALHOUN	Calhoun County Road Department	28 Mile Road	.671 Miles S. of O Dr. S to S Dr. N		Resurface	Resurface	CON		544,427	STL	37,251	EDD	103,322	CNTY	685,000	127159		03/27/17			06/07/17 Increase STP from \$256,336, Decrease EDD from \$100,031, Add Local Cost, Increase Total Phase and Total Project Costs from \$356,367	
2017	CALHOUN	Marshall Dial A Ride	Transit	City of Marshall Transit		Transit vehicle additions/replacements	Vehicle Replacement	T-Cap		52,000	STL			13,000	TRAL	65,000	120306		02/24/14				
<b>Total Calhoun County 2017</b>										<b>596,427</b>	<b>STL</b>	<b>37,251</b>	<b>EDD</b>										
2017	KALAMAZOO	Central County Transportation Authority	Van Purchase			Transit Vehicles	Up to three (3) Demand Response Vehicles and up to two (2) Community Service Van Vehicles			82,980	STL			20,745	TRAL	130,725	200464		01/11/17	Add		02/15/17 Add Project	
<b>Total Kalamazoo County 2017</b>										<b>82,980</b>	<b>STL</b>	<b>0</b>											
2017	ST. JOSEPH	St. Joseph County	Youngs Prairie	M-60 to Constantine Village Limits	5.24	Resurface	Chip Seal	CON		66,880	STL	16,720	EDD	0	CNTY	83,600	127161		01/11/17			01-18-17 Reduce STL from 75,200, Add EDD and eliminate 18,800 Local Cost	
2017	ST. JOSEPH	St. Joseph County	Nottawa Rd	South Bridge Approach to Butler	2.44	Reconstruct	Crush and Shape with HMA Overlay	CON		496,000	STL			124,000	CNTY	620,000	127163		01/11/17			01-18-17 Increase STP from 402,000 and Local Match from 101,000	
2017	ST. JOSEPH	St. Joseph County	Featherstone Rd	M-66 to Burg Road	5.82	Resurface	Chip Seal	CON		43,169	STL	46,831	EDD	0	CNTY	90,000	127164		01/11/17	Cost		01-18-17 Increase STP from 28,600, Reduce EDD from 46,900, Increase Local Cost from 18,500; 02-21-17 - Eliminate \$20,005 Local Funding, Increase EDD from \$26,826	
2017	ST. JOSEPH	St. Joseph County	Centreville-Constantine	Centreville Village Limit to Lutz Road	6.24	Resurface	Chip Seal	CON		24,200	STL	69,800	EDD	0	CNTY	94,000	127165		01/11/17			01-18-17 Add STL, Reduce EDD from 75,200, Eliminate 18,800 Local Cost	
<b>Total St. Joseph County 2017</b>										<b>630,249</b>	<b>STL</b>	<b>133,351</b>	<b>EDD</b>										
<b>REGION TOTAL 2017</b>										<b>3,020,955</b>	<b>STL</b>	<b>562,180</b>	<b>EDD</b>										
2018	BARRY	Barry County Road Commission	Pavement Marking	Countywide		Traffic ops/safety	Center and Edge Line Painting	CON		283,441	STL					283,400	200088		1/11/17	Cost		01-18-17 Add Project; 02/02/18 - Reduce STL from \$290,000 Administrative Modification	
2018	BARRY	Village of Middleville	Main Street	Robin to Sixth	0.17	Reconstruct	Reconstruction with New Storm Sewer and Water Main	CON		120,000	STL			271,400	VLG	391,400	130062		1/12/16			03-07-18 - Update Local Cost from \$30,000 to \$271,400 Including \$114,400 Local Match and \$157,000 Non-Participating ; Increase Total Cost from \$150,000 to \$391,400 Administrative Modification	



**RTF FYs 2017-2020**

6/11/18

Required Fields																						
Fiscal Year	County	Responsible Agency	Project Name	Limits	Length	Primary Work Type	Project Description	Phase	Advance Construct	Federal Cost	Federal Fund Source	State Cost	State Fund Source	Local Cost	Local Fund Source	Total Phase Cost	MDOT Job No.	Local ID No.	Rural Action Date	Amendment Type	Air Quality	Comments
2018	CALHOUN	Calhoun County Road Department	25 1/2 Mile Road	F Drive S to Finley		Resurface		CON		601,464	STL	267,769	EDD			910,429	130067		1/31/18	Cost		01-31-18 - Change project from Countywide PM, increase EDD from \$143,255
2018	CALHOUN	Calhoun County Road Department	Preventative Maintenance	29 Mile Road from C Drive N to J Drive N		Resurface	Countywide Preventive Maintenance Force Account	CON		75,000	STL			18,750	CNTY	93,750	202755		1/31/18	Add		01-31-18 - Add Project
2018	CALHOUN	Calhoun County Road Department	Preventative Maintenance	Old US 27 from N Drive N to 0.5 miles north of T Drive N		Resurface	Countywide Preventive Maintenance Force Account	CON		75,000	STL			18,750	CNTY	93,750	202756		1/31/18	Add		01-31-18 - Add Project
2018	CALHOUN	Calhoun County Road Department	Preventative Maintenance	23 Mile Road from M-60 to L Drive S; L Drive S from 25 1/2 Mile Road to M-60; 30 Mile Road from N Drive S to M-60		Resurface	Countywide Preventive Maintenance Force Account	CON		75,000	STL			18,750	CNTY	93,750	202757		1/31/18	Add		01-31-18 - Add Project
2018	CALHOUN	Calhoun County Road Department	Preventative Maintenance	V Drive S from Pine Creek to Athens Village Limit S Drive S from 1 1/2 Mile Road to M-66; 1 1/2 Mile Road from Q Drive S to O Drive S		Resurface	Countywide Preventive Maintenance Force Account	CON		75,000	STL			18,750	CNTY	93,750	202758		1/31/18	Add		01-31-18 - Add Project
<b>2018</b>	<b>CALHOUN</b>	<b>Calhoun County Road Department</b>	<b>7 Mile Road</b>	<b>P Drive S to 7 1/2 Mile Road</b>		<b>Resurface</b>		<b>CON</b>		<b>172,013</b>	<b>STL</b>			<b>301,381</b>	<b>CNTY</b>	<b>473,394</b>			<b>6/21/18</b>	<b>Add</b>		<b>06-21-18 - Add Project</b>
<b>Total Calhoun County 2018</b>										<b>1,073,477</b>	<b>STL</b>	<b>267,769</b>	<b>EDD</b>	<b>75,000</b>								
2018	KALAMAZOO	Kalamazoo Metro Transit	Van Purchase			Transit vehicle additions/replacements		CON		0	STL			0	TRAL	0	130069		1/11/2017	Delete		02/15/17 Project Deleted - Moved to 2017
2018	KALAMAZOO	Road Commission of Kalamazoo County	D Avenue	N. Westnedge Avenue to Riverview Avenue	1.95	Resurface	3" Mill and Resurface	CON		0	STL	0	EDD	0	CNTY	0	200469		1/11/2017	Year		02/17/17 - Add Project; 08/30/17 - Administrative Modification: Project moved to 2019



## RTF FYs 2017-2020

6/11/18

Required Fields																						
Fiscal Year	County	Responsible Agency	Project Name	Limits	Length	Primary Work Type	Project Description	Phase	Advance Construct	Federal Cost	Federal Fund Source	State Cost	State Fund Source	Local Cost	Local Fund Source	Total Phase Cost	MDOT Job No.	Local ID No.	Rural Action Date	Amendment Type	Air Quality	Comments
2018	KALAMAZOO	Road Commission of Kalamazoo County	42nd Street	Z Avenue to Y Avenue	1	Resurface	Crush and Shape with HMA Overlay, Widen Shoulders, Resurface to All Season Standards	CON		473,200	STL	99,174	EDD	327,626	CNTY	900,000	200481		1/31/2018	Cost		02/16/17 - Add Project to Replace Ravine Road; 08/30/17 Administrative Modification: Project moved from 2019, STL increased from \$378,903, EDD increased from \$85,697, Local decreased from \$435,400; 01-31-18 - increase STL from \$409,966, reduce Local from \$390,860
2018	KALAMAZOO	Kalamazoo Metro	Bus Purchase			Transit vehicle additions/replacements		T-Cap		91,200	STL			22,800	TRAL	114,000	202728		1/31/2018	Add		02-12-18 - Add Project - Administrative Modification split off from Van Purchase
2018	KALAMAZOO	Kalamazoo Metro	Van Purchase			Transit vehicle additions/replacements		T-Cap		33,886	STL			8,472	TRAL	42,358	202729		1/31/2018	Add		01-31-18 - Add Project; 02-12-18 - Reduce STL from \$125,086 and Local from \$31,272. Move those funds to Bus Purchase project.
2018	KALAMAZOO	Road Commission of Kalamazoo County	38th Street	O Avenue to MN Avenue				CON		0	STL	0	EDD			0	130071		1/11/2017	Delete		02/17/17 Project Deleted and D Avenue Project Added
<b>Total Kalamazoo County 2018</b>										<b>598,286</b>	<b>STL</b>	<b>99,174</b>	<b>EDD</b>									
2018	ST. JOSEPH	St. Joseph County Road Commission	Featherstone Road	Burg to Centreville - Constantine Road	5.27	Resurface	PM Chip Seal	CON		0	STL			0	CNTY	0	130072		1/12/2016			12/20/17 - Delete Project
2018	ST. JOSEPH	St. Joseph County Road Commission	Fawn River	Crooked Creek to Balk UAB	5.92	Resurface	PM Chip Seal	CON		0	STL			0	CNTY	0	130073		1/12/2016			12/20/17 - Delete Project
2018	ST. JOSEPH	St. Joseph County Road Commission	Michigan Avenue/Silver Street	N. Fisher Lake to Silver St./Michigan Avenue to Nancy Lane	2.43	Resurface	2" HMA Overlay	CON		0	STL	0	EDD			0	130074		1/12/2016			12/20/17 - Delete Project
2018	ST. JOSEPH	St. Joseph County Transit Authority	Bus Shelter			Transit facility	Bus Shelter	CON		80,000	STL			20,000	CNTY	100,000	130075		1/12/2016			
2018	ST. JOSEPH	St. Joseph County Road Commission	Countywide Preventive Maintenance	Various County Roads		Resurface		CON		526,843	STL			131,711	CNTY	658,554	202511		12/20/2017			LFPE Suspend-DCM12/20/17 - Add Project
<b>Total St. Joseph County 2018</b>										<b>606,843</b>	<b>STL</b>	<b>0</b>	<b>EDD</b>									
<b>REGION TOTAL 2018</b>										<b>3,284,854</b>	<b>STL</b>	<b>437,084</b>	<b>EDD</b>									
2019	BARRY	Barry County Road Commission	Hickory Road	M-43 to Kellogg School				CON		0	STL	0	EDD	0	CNTY	0	130083		1/12/2016	Cost		01-18-17 Increase STL from 551,834, EDD from 88,166, Decrease Local Cost from 160,000 12/20/17 - Delete Project



RTF FYs 2017-2020

6/11/18

Required Fields																						
Fiscal Year	County	Responsible Agency	Project Name	Limits	Length	Primary Work Type	Project Description	Phase	Advance Construct	Federal Cost	Federal Fund Source	State Cost	State Fund Source	Local Cost	Local Fund Source	Total Phase Cost	MDOT Job No.	Local ID No.	Rural Action Date	Amendment Type	Air Quality	Comments
2019	ST. JOSEPH	St. Joseph County Road Commission	Michigan Avenue	Hallam Road to Nottawa	2.51	Resurface	2" HMA Overlay	CON		0	STL			0	CNTY	0	130085		1/12/16			06-21-18 - Delete Project
2019	ST. JOSEPH	St. Joseph County Road Commission	Michigan Avenue	Fulton to Summit	2.07	Resurface	2" HMA Overlay	CON		0	STL			0	CNTY	0	130087		1/12/16			06-21-18 - Delete Project
2019	ST. JOSEPH	St. Joseph County Road Commission	Preventative Maintenance	Countywide		Resurface		CON		147,321	STL			36,831		713,725			6/21/18			06-21-18 - Add Project; Decreases STL from 570,980 and Local from 142,745
2019	ST. JOSEPH	St. Joseph County Road Commission	Youngs Prairie Road			Resurface		CON		431,034	STL	368,966	EDD									11-01-18 - Add Project
2019	ST. JOSEPH	St. Joseph County Transportation Authority	Bus Replacement			Transit vehicle additions/replacements		T-Cap		48,000	STL			12,000	TRAL	60,000	130091		1/12/2016			
<b>Total St. Joseph County 2019</b>										<b>626,355</b>	<b>STL</b>	<b>368,966</b>	<b>EDD</b>									
<b>REGION TOTAL 2019</b>										<b>3,278,833</b>	<b>STL</b>	<b>700,357</b>	<b>EDD</b>									
2020	BARRY	Barry County Road Commission	Preventative Maintenance	Countywide		Resurface		CON		750,000	STL	0	EDD	187,500	CNTY	925,416	130099		6/21/18	Cost		01-18-17 Increase STL from 551,834, Local Cost from 22,131; <b>06-21-18 - Delete EDD, Increase STL from \$627,686, add 20% Local Cost; 11-01-18 - Increase STL from 740,333 and Local from 185,803</b>
<b>Total Barry County 2020</b>										<b>750,000</b>	<b>STL</b>	<b>0</b>	<b>EDD</b>									
2020	BRANCH	Branch County Road Commission	Preventative Maintenance	Countywide		Resurface		CON		403,939	STL	113,652	EDD			517,591	130098		1/12/2016			
<b>Total Branch County 2020</b>										<b>403,939</b>	<b>STL</b>	<b>113,652</b>	<b>EDD</b>									
2020	CALHOUN	Calhoun County Road Department	Preventative Maintenance	Countywide		Resurface		CON		601,464	STL	143,255	EDD			744,719	130101		1/12/2016			
<b>Total Calhoun County 2020</b>										<b>601,464</b>	<b>STL</b>	<b>143,255</b>	<b>EDD</b>									
2020	KALAMAZOO	Kalamazoo Metro Transit	Van Purchase			Transit vehicle additions/replacements		T-Cap		81,757	STL			20,439	TRAL	102,196	130102		1/31/18	Cost		01-31-18 - Increase STL from \$72,000 Increase TRAL from \$18,000
2020	KALAMAZOO	Road Commission of Kalamazoo County	U Avenue	29th Street to 32nd Street				CON		443,873	STL	85,697	EDD	1,156,127	CNTY	1,685,697	130143		1/31/18	Cost		01-31-18 - Increase STL from \$390,903, Increase Local from \$12,100
<b>Total Kalamazoo County 2020</b>										<b>525,630</b>	<b>STL</b>	<b>85,697</b>	<b>EDD</b>									
2020	ST. JOSEPH	St. Joseph County Road Commission	Covered Bridge	Centreville Village Limits to Covered Bridge	2.61	Resurface	2" HMA Overlay	CON		241,600	STL			60,400	CNTY	302,000	130103		1/12/2016			



**2017 - 2020 SUMMARY - UDATED 11/01/2018**

	Barry		Branch		Calhoun		Kalamazoo		St. Joseph		Region 3 Totals		
	STL	EDD	STL	EDD	STL	EDD	STL	EDD	STL	EDD	STL	EDD	
2017	Current MDOT Obligation Constraint Target	\$ 688,786	\$ (209,070)	\$ 576,705	\$ 17,437	\$ 672,256	\$ 124,966	\$ 578,293	\$ 435,837	\$ 587,895	\$ 298,114	\$ 3,103,935	\$ 667,284
	Current Region-Approved Target	\$ 1,794,279	\$ 391,578	\$ -	\$ 31,672	\$ 596,427	\$ 100,031	\$ 82,980	\$ 1,023	\$ 630,249	\$ 142,980	\$ 3,103,935	\$ 667,283
	Current Region Approved Program	\$ 1,794,279	\$ 391,578	\$ -	\$ 31,672	\$ 596,427	\$ 37,251	\$ 82,980	\$ -	\$ 630,249	\$ 133,351	\$ 3,103,935	\$ 593,852
	<b>Region Program to Region Target Difference</b>	<b>\$ -</b>	<b>\$ (0)</b>	<b>\$ -</b>	<b>\$ -</b>	<b>\$ 0</b>	<b>\$ 62,780</b>	<b>\$ -</b>	<b>\$ 1,023</b>	<b>\$ -</b>	<b>\$ 9,629</b>	<b>\$ 0</b>	<b>\$ 73,431</b>
	<b>Region Program To MDOT Constraint Difference</b>	<b>\$ (1,105,493)</b>	<b>\$ (600,648)</b>	<b>\$ 576,705</b>	<b>\$ (14,235)</b>	<b>\$ 75,829</b>	<b>\$ 87,715</b>	<b>\$ 495,313</b>	<b>\$ 435,837</b>	<b>\$ (42,354)</b>	<b>\$ 164,763</b>	<b>\$ (0)</b>	<b>\$ 73,432</b>
2018	Current MDOT Obligation Constraint Target	\$ 711,585	\$ -	\$ 594,663	\$ 119,924	\$ 773,477	\$ 267,769	\$ 598,286	\$ 139,150	\$ 606,843	\$ 270,948	\$ 3,284,854	\$ 797,791
	Current Region-Approved Target	\$ 711,585	\$ 122,092	\$ 294,663	\$ 70,141	\$ 1,073,477	\$ 163,603	\$ 598,286	\$ 99,174	\$ 606,843	\$ 109,764	\$ 3,284,854	\$ 564,774
	Current Region Approved Program	\$ 711,585	\$ -	\$ 294,663	\$ 70,141	\$ 1,073,477	\$ 267,769	\$ 598,286	\$ 99,174	\$ 606,843	\$ -	\$ 3,284,854	\$ 437,084
	<b>Region Program to Region Target Difference</b>	<b>\$ -</b>	<b>\$ 122,092</b>	<b>\$ -</b>	<b>\$ 0</b>	<b>\$ -</b>	<b>\$ (104,166)</b>	<b>\$ -</b>	<b>\$ (0)</b>	<b>\$ -</b>	<b>\$ 109,764</b>	<b>\$ -</b>	<b>\$ 127,690</b>
	<b>Region Program To MDOT Constraint Difference</b>	<b>\$ -</b>	<b>\$ -</b>	<b>\$ 300,000</b>	<b>\$ 49,783</b>	<b>\$ (300,000)</b>	<b>\$ -</b>	<b>\$ -</b>	<b>\$ 39,976</b>	<b>\$ -</b>	<b>\$ 270,948</b>	<b>\$ -</b>	<b>\$ 360,707</b>
2019	Current MDOT Obligation Constraint Target	\$ 735,054	\$ -	\$ 613,154	\$ 104,756	\$ 797,833	\$ 132,042	\$ 618,797	\$ 78,989	\$ 626,355	\$ 98,018	\$ 3,391,193	\$ 413,805
	Current Region-Approved Target	\$ 735,054	\$ -	\$ 313,154	\$ 144,756	\$ 1,097,833	\$ 92,042	\$ 618,797	\$ 78,989	\$ 626,355	\$ 98,018	\$ 3,391,193	\$ 413,805
	Current Region Approved Program	\$ 735,054	\$ -	\$ 313,154	\$ 113,652	\$ 1,088,947	\$ 132,042	\$ 515,323	\$ 85,697	\$ 626,355	\$ 368,966	\$ 3,278,833	\$ 700,357
	<b>Region Program to Region Target Difference</b>	<b>\$ -</b>	<b>\$ -</b>	<b>\$ -</b>	<b>\$ 31,104</b>	<b>\$ 8,886</b>	<b>\$ (40,000)</b>	<b>\$ 103,474</b>	<b>\$ (6,708)</b>	<b>\$ -</b>	<b>\$ (270,948)</b>	<b>\$ 112,360</b>	<b>\$ (286,552)</b>
	<b>Region Program To MDOT Constraint Difference</b>	<b>\$ -</b>	<b>\$ -</b>	<b>\$ 300,000</b>	<b>\$ (8,896)</b>	<b>\$ (291,114)</b>	<b>\$ -</b>	<b>\$ 103,474</b>	<b>\$ (6,708)</b>	<b>\$ -</b>	<b>\$ (270,948)</b>	<b>\$ 112,360</b>	<b>\$ (286,552)</b>
2020	Current MDOT Obligation Constraint Target	\$ 750,000	\$ -	\$ 625,000	\$ 104,756	\$ 814,000	\$ 132,042	\$ 631,000	\$ 78,989	\$ 639,000	\$ 98,018	\$ 3,459,000	\$ 413,805
	Current Region-Approved Target	\$ 750,000	\$ -	\$ 625,000	\$ 104,756	\$ 814,000	\$ 132,042	\$ 631,000	\$ 78,989	\$ 639,000	\$ 98,018	\$ 3,459,000	\$ 413,805
	Current Region Approved Program	\$ 750,000	\$ -	\$ 403,939	\$ 113,652	\$ 601,464	\$ 143,255	\$ 525,630	\$ 85,697	\$ 471,320	\$ -	\$ 2,752,353	\$ 342,604
	<b>Region Program to Region Target Difference</b>	<b>\$ -</b>	<b>\$ -</b>	<b>\$ 221,061</b>	<b>\$ (8,896)</b>	<b>\$ 212,536</b>	<b>\$ (11,213)</b>	<b>\$ 105,370</b>	<b>\$ (6,708)</b>	<b>\$ 167,680</b>	<b>\$ 98,018</b>	<b>\$ 706,647</b>	<b>\$ 71,201</b>
	<b>Region Program To MDOT Constraint Difference</b>	<b>\$ -</b>	<b>\$ -</b>	<b>\$ 221,061</b>	<b>\$ (8,896)</b>	<b>\$ 212,536</b>	<b>\$ (11,213)</b>	<b>\$ 105,370</b>	<b>\$ (6,708)</b>	<b>\$ 167,680</b>	<b>\$ 98,018</b>	<b>\$ 706,647</b>	<b>\$ 71,201</b>



STATE OF MICHIGAN  
**DEPARTMENT OF TRANSPORTATION**  
LANSING

RICK SNYDER  
GOVERNOR

KIRK T. STEUDLE  
DIRECTOR

October 24, 2018

**TO: Rural Task Force Program Agencies**

**SUBJECT: Fiscal Years 2020 - 2023 Local Rural Task Force Program Call for Projects**

The Michigan Department of Transportation (MDOT), in conjunction with the Rural Task Force (RTF) Program Advisory Board, is issuing a "Call for Projects" in non-urban areas for fiscal years (FYs) 2020 - 2023. The purpose of this Call is to solicit projects from local rural highway and transit agencies wishing to utilize federal Surface Transportation Program - Rural Task Force (STP - RTF) and state Transportation Economic Development Fund - Category D (State D) funding for FYs 2020 - 2023. Projects selected to receive STP - RTF and State D funding will be included in the FYs 2020 - 2023 Statewide Transportation Improvement Program (STIP). The FYs 2020 - 2023 STIP will cover the four FYs between October 1, 2020 and September 30, 2023.

Through the Call, it is anticipated that MDOT will designate approximately \$48 million of STP - RTF allocation and \$7 million of State D funds annually to the RTF Program for FYs 2020 - 2023. All funds require at least a 20 percent non-federal or local match and must be spent on construction costs and contingencies for highway projects and transit capital projects. Right-of-way, construction engineering, and preliminary engineering costs are not eligible.

In FY 2018, the RTF Program Advisory Board set the policy to program projects to 100 percent of the allocation targets. The federal obligation authority averages 93 - 95 percent of the allocation targets. Programming above the obligation authority allows full utilization of the obligation authority and of August Redistribution. Funding targets may be adjusted in the future to reflect updated state and/or federal legislation or unanticipated factors.

Rural projects included in the STIP are scheduled to be obligated in the FY they are shown. To be included in the STIP, each respective regional RTF must approve the projects and submit selected projects utilizing the 1799 and 1797 data sheets, for FYs 2020 - 2023, to their Regional Planning Agency (RPA) representative no later than January 15, 2019. Because this is a STIP development year, local (county) RTF meetings are required to select projects to be brought forward for final approval by the regional RTF committee. RPAs will program their FYs 2020 - 2023 projects in JobNet and forward their program/project lists to MDOT no later than

Rural Task Force Program Agencies  
Page 2  
October 24, 2018

February 12, 2019. Programs submitted to the RPAs must be financially constrained to their annual allocation targets.

The enclosed document provides more information regarding the Call for Projects process. If you have any questions regarding the Local RTF Program or would like an MDOT representative to attend your RTF meetings, please contact Don Mayle, RTF Coordinator, at [mayled@michigan.gov](mailto:mayled@michigan.gov) or 517-335-4588.

Sincerely,



David E. Wresinski, Chair  
Rural Task Force Program Advisory Board



James M. Iwanicki, Vice-Chair  
Rural Task Force Program Advisory Board

Enclosure(s)

cc: Don Mayle

bcc: Clark Harder  
Wayne Schoonover  
Michael Cain  
John LaMacchia  
Brad Wieferich  
Jean Ruestman  
Amy Williams  
Steve Puuri  
Denise Donohue  
Erin Kuhn  
Dave Engelhardt  
Denise Jones  
John Watkin  
Kim Johnson  
Tracie Leix  
Anita Boughner  
Mark Harrison  
Matt Pitlock

Rural Task Force Program Agencies

Page 3

October 24, 2018

Urban\Rural Task Force\CFP\RTF CFP FY 2020-2023\RTFFY2020-2023CFPLetter



## **Fiscal Year 2020 through 2023 Surface Transportation Program Rural Task Force (STP RTF) and TEDF Category D (State D) Estimates**

October 12, 2018

The FY 2020 – 2023 STP RTF Targets are based on the FY 2019 STP fund allocation targets. A rate of 2% increase per year was applied.

The FY 2020 – 2023 State D estimates are based on the FY 2018 State D allocations, which were held constant. These amounts will be updated once the FY 2019 State D allocation has been finalized. Announcement of FY 2019 funds is expected in early November.

FY 2020 -2023 STP RTF Federal Fund and State D Target Estimates\*

STP RTF federal fund Estimates Based on FY 2019 Targets

State D target estimates based on FY 2018 Targets

October 12, 2018

		FY 2020 STP-RTF Federal Funds Estimate	FY 2021 STP-RTF Federal Funds Estimate	FY 2022 STP-RTF Federal Funds Estimate	FY 2023 STP-RTF Federal Funds Estimate	FY 2020-2023 State D Estimate
RTF 1	Livingston	\$724,000	\$739,000	\$753,000	\$769,000	\$62,206
	Monroe	\$739,000	\$753,000	\$769,000	\$784,000	\$85,324
	St. Clair	\$972,000	\$991,000	\$1,011,000	\$1,031,000	\$133,156
	Washtenaw	\$816,000	\$832,000	\$849,000	\$866,000	\$102,233
	<b>RTF 1 Total</b>	<b>\$3,251,000</b>	<b>\$3,315,000</b>	<b>\$3,382,000</b>	<b>\$3,450,000</b>	<b>\$382,919</b>
RTF 2	Hillsdale	\$723,000	\$737,000	\$752,000	\$767,000	\$114,081
	Jackson	\$976,000	\$995,000	\$1,015,000	\$1,036,000	\$135,859
	Lenawee	\$954,000	\$973,000	\$992,000	\$1,012,000	\$141,041
	<b>RTF 2 Total</b>	<b>\$2,653,000</b>	<b>\$2,705,000</b>	<b>\$2,759,000</b>	<b>\$2,815,000</b>	<b>\$390,981</b>
	RTF 3	Barry	\$750,000	\$765,000	\$780,000	\$796,000
Branch		\$625,000	\$638,000	\$651,000	\$664,000	\$104,756
Calhoun		\$814,000	\$830,000	\$847,000	\$864,000	\$132,042
Kalamazoo		\$631,000	\$644,000	\$657,000	\$670,000	\$78,989
St. Joseph		\$639,000	\$652,000	\$665,000	\$678,000	\$98,018
<b>RTF 3 Total</b>		<b>\$3,459,000</b>	<b>\$3,529,000</b>	<b>\$3,600,000</b>	<b>\$3,672,000</b>	<b>\$520,566</b>
RTF 4		Berrien	\$772,000	\$788,000	\$803,000	\$820,000
	Cass	\$612,000	\$624,000	\$637,000	\$649,000	\$75,026
	Van Buren	\$827,000	\$843,000	\$860,000	\$877,000	\$99,650
	<b>RTF 4 Total</b>	<b>\$2,211,000</b>	<b>\$2,255,000</b>	<b>\$2,300,000</b>	<b>\$2,346,000</b>	<b>\$282,852</b>
	RTF 5	Lapeer	\$929,000	\$947,000	\$966,000	\$986,000
Shiawassee		\$716,000	\$730,000	\$745,000	\$760,000	\$109,616
<b>RTF 5 Total</b>		<b>\$1,645,000</b>	<b>\$1,677,000</b>	<b>\$1,711,000</b>	<b>\$1,746,000</b>	<b>\$215,625</b>
RTF 6	Clinton	\$689,000	\$703,000	\$717,000	\$731,000	\$92,605
	Eaton	\$679,000	\$692,000	\$706,000	\$720,000	\$91,595
	Ingham	\$635,000	\$648,000	\$661,000	\$674,000	\$92,037
	<b>RTF 6 Total</b>	<b>\$2,003,000</b>	<b>\$2,043,000</b>	<b>\$2,084,000</b>	<b>\$2,125,000</b>	<b>\$276,237</b>
	RTF 7A	Huron	\$837,000	\$854,000	\$871,000	\$889,000
Sanilac		\$959,000	\$978,000	\$998,000	\$1,018,000	\$114,766
Tuscola		\$931,000	\$950,000	\$969,000	\$988,000	\$113,651
<b>RTF 7A Total</b>		<b>\$2,727,000</b>	<b>\$2,782,000</b>	<b>\$2,838,000</b>	<b>\$2,895,000</b>	<b>\$337,092</b>
RTF 7B		Bay	\$568,000	\$580,000	\$591,000	\$603,000
	Gratiot	\$668,000	\$682,000	\$695,000	\$709,000	\$109,979
	Saginaw	\$981,000	\$1,001,000	\$1,021,000	\$1,041,000	\$119,398
	<b>RTF 7B Total</b>	<b>\$2,217,000</b>	<b>\$2,263,000</b>	<b>\$2,307,000</b>	<b>\$2,353,000</b>	<b>\$313,583</b>
	RTF 7C	Clare	\$557,000	\$568,000	\$580,000	\$591,000
Gladwin		\$530,000	\$541,000	\$551,000	\$562,000	\$74,919
Isabella		\$693,000	\$707,000	\$721,000	\$736,000	\$107,355
Midland		\$569,000	\$581,000	\$592,000	\$604,000	\$73,388
<b>RTF 7C Total</b>		<b>\$2,349,000</b>	<b>\$2,397,000</b>	<b>\$2,444,000</b>	<b>\$2,493,000</b>	<b>\$330,319</b>
RTF 7D	Arenac	\$388,000	\$396,000	\$404,000	\$412,000	\$58,515
	Iosco	\$459,000	\$468,000	\$477,000	\$487,000	\$67,132
	Ogemaw	\$537,000	\$548,000	\$559,000	\$570,000	\$78,115
	Roscommon	\$420,000	\$428,000	\$437,000	\$445,000	\$46,901
	<b>RTF 7D Total</b>	<b>\$1,804,000</b>	<b>\$1,840,000</b>	<b>\$1,877,000</b>	<b>\$1,914,000</b>	<b>\$250,663</b>
RTF 8A	Mecosta	\$621,000	\$633,000	\$646,000	\$659,000	\$81,354
	Montcalm	\$928,000	\$946,000	\$965,000	\$984,000	\$117,756
	Osceola	\$567,000	\$578,000	\$590,000	\$602,000	\$80,480
	<b>RTF 8A Total</b>	<b>\$2,116,000</b>	<b>\$2,157,000</b>	<b>\$2,201,000</b>	<b>\$2,245,000</b>	<b>\$279,590</b>
	RTF 8B	Allegan	\$1,152,000	\$1,175,000	\$1,198,000	\$1,222,000
Ionia		\$723,000	\$737,000	\$752,000	\$767,000	\$114,567
Ottawa		\$676,000	\$690,000	\$703,000	\$718,000	\$64,114
<b>RTF 8B Total</b>		<b>\$2,551,000</b>	<b>\$2,602,000</b>	<b>\$2,653,000</b>	<b>\$2,707,000</b>	<b>\$330,284</b>

		FY 2020 STP-RTF Federal Funds Estimate	FY 2021 STP-RTF Federal Funds Estimate	FY 2022 STP-RTF Federal Funds Estimate	FY 2023 STP-RTF Federal Funds Estimate	FY 2020-2023 State D Estimate
RTF 9	Alcona	\$458,000	\$467,000	\$477,000	\$486,000	\$64,354
	Alpena	\$434,000	\$443,000	\$451,000	\$460,000	\$62,598
	Cheboygan	\$613,000	\$625,000	\$637,000	\$650,000	\$70,325
	Crawford	\$413,000	\$421,000	\$430,000	\$438,000	\$56,819
	Montmorency	\$389,000	\$396,000	\$404,000	\$412,000	\$51,713
	Oscoda	\$411,000	\$419,000	\$427,000	\$436,000	\$56,715
	Otsego	\$449,000	\$458,000	\$467,000	\$477,000	\$64,136
	Presque Isle	\$470,000	\$479,000	\$488,000	\$498,000	\$63,485
	<b>RTF 9 Total</b>	<b>\$3,637,000</b>	<b>\$3,708,000</b>	<b>\$3,781,000</b>	<b>\$3,857,000</b>	<b>\$490,144</b>
	RTF 10A	Antrim	\$513,000	\$523,000	\$534,000	\$544,000
Charlevoix		\$427,000	\$436,000	\$445,000	\$453,000	\$58,250
Emmet		\$511,000	\$522,000	\$532,000	\$543,000	\$73,255
Kalkaska		\$490,000	\$500,000	\$510,000	\$520,000	\$72,747
<b>RTF 10A</b>		<b>\$1,941,000</b>	<b>\$1,981,000</b>	<b>\$2,021,000</b>	<b>\$2,060,000</b>	<b>\$270,698</b>
RTF 10B		Manistee	\$524,000	\$535,000	\$546,000	\$557,000
	Missaukee	\$489,000	\$499,000	\$509,000	\$519,000	\$70,246
	Wexford	\$510,000	\$520,000	\$531,000	\$541,000	\$51,372
	<b>RTF 10B Total</b>	<b>\$1,523,000</b>	<b>\$1,554,000</b>	<b>\$1,586,000</b>	<b>\$1,617,000</b>	<b>\$199,688</b>
RTF 10C	Benzie	\$381,000	\$389,000	\$397,000	\$405,000	\$56,917
	Grand Traverse	\$577,000	\$588,000	\$600,000	\$612,000	\$59,197
	Leelanau	\$380,000	\$387,000	\$395,000	\$403,000	\$52,102
	<b>RTF 10C Total</b>	<b>\$1,338,000</b>	<b>\$1,364,000</b>	<b>\$1,392,000</b>	<b>\$1,420,000</b>	<b>\$168,216</b>
RTF 11	Chippewa	\$880,000	\$897,000	\$915,000	\$933,000	\$104,696
	Luce	\$380,000	\$388,000	\$396,000	\$404,000	\$45,373
	Mackinac	\$548,000	\$559,000	\$570,000	\$582,000	\$83,306
	<b>RTF 11 Total</b>	<b>\$1,808,000</b>	<b>\$1,844,000</b>	<b>\$1,881,000</b>	<b>\$1,919,000</b>	<b>\$233,375</b>
RTF 12A	Alger	\$448,000	\$457,000	\$466,000	\$476,000	\$62,759
	Marquette	\$938,000	\$957,000	\$976,000	\$996,000	\$82,744
	Schoolcraft	\$504,000	\$515,000	\$525,000	\$535,000	\$70,773
	<b>RTF 12A Total</b>	<b>\$1,890,000</b>	<b>\$1,929,000</b>	<b>\$1,967,000</b>	<b>\$2,007,000</b>	<b>\$216,276</b>
RTF 12B	Delta	\$691,000	\$705,000	\$719,000	\$734,000	\$104,649
	Dickinson	\$398,000	\$406,000	\$414,000	\$423,000	\$51,410
	Menominee	\$766,000	\$781,000	\$797,000	\$813,000	\$137,476
	<b>RTF 12B Total</b>	<b>\$1,855,000</b>	<b>\$1,892,000</b>	<b>\$1,930,000</b>	<b>\$1,970,000</b>	<b>\$293,535</b>
RTF 13A	Baraga	\$431,000	\$440,000	\$449,000	\$458,000	\$47,018
	Houghton	\$602,000	\$614,000	\$626,000	\$639,000	\$92,384
	Keweenaw	\$227,000	\$232,000	\$237,000	\$241,000	\$32,294
	<b>RTF 13A Total</b>	<b>\$1,260,000</b>	<b>\$1,286,000</b>	<b>\$1,312,000</b>	<b>\$1,338,000</b>	<b>\$171,696</b>
RTF 13B	Gogebic	\$559,000	\$570,000	\$581,000	\$593,000	\$76,068
	Iron	\$582,000	\$593,000	\$605,000	\$617,000	\$85,216
	Ontonagon	\$585,000	\$597,000	\$609,000	\$621,000	\$76,027
	<b>RTF 13B Total</b>	<b>\$1,726,000</b>	<b>\$1,760,000</b>	<b>\$1,795,000</b>	<b>\$1,831,000</b>	<b>\$237,312</b>
RTF 14	Lake	\$507,000	\$518,000	\$528,000	\$538,000	\$77,019
	Mason	\$500,000	\$510,000	\$520,000	\$531,000	\$70,650
	Muskegon	\$596,000	\$608,000	\$620,000	\$633,000	\$79,428
	Newaygo	\$861,000	\$879,000	\$896,000	\$914,000	\$108,185
	Oceana	\$605,000	\$617,000	\$629,000	\$642,000	\$88,106
	<b>RTF 14 Total</b>	<b>\$3,069,000</b>	<b>\$3,132,000</b>	<b>\$3,193,000</b>	<b>\$3,258,000</b>	<b>\$423,388</b>

\*STP RTF federal estimates are rounded to the nearest \$1,000, this helps designate it as an estimate and helps avoid confusion. Federal Targets are subject to change based on future federal-aid notices. Federal aid notices are issued throughout the year.

Fiscal Year	County	Responsible Agency	Project Name	Limits	Primary Work Type	Federal (STL) Cost	State (EDD) Cost	State (CTF) Cost	Local Cost	Total Cost	MDOT Job No.	Rural Action Date	JobNet Submission Date
2019	BARRY	Road Commission	Preventative Maintenance	Countywide		\$685,054			\$ 171,263.00	\$ 856,317.00			
	BARRY	Transit	Bus Replacement			\$50,000		\$ 12,500.00		\$ 62,500.00			
	BARRY COUNTY TOTAL					\$735,054	\$0						
2019	BARRY TARGET/ALLOCATION					\$735,054	\$106,761						
	BARRY BALANCE					\$0	(\$268,916)						
2019	BRANCH	Road Commission	Preventative Maintenance	Countywide		\$63,154	\$113,652			\$ 176,806.00			
	BRANCH	Road Commission	Pavement Marking	Countywide		\$250,000				\$ 250,000.00			
	BRANCH COUNTY TOTAL					\$313,154	\$113,652						
2019	BRANCH TARGET/ALLOCATION					\$313,154	\$149,794						
	BRANCH BALANCE					\$0	\$36,142						
2019	CALHOUN	Road Department	Michigan Avenue	22 1/2 Mile to 24 1/2 Mile		\$548,113	\$132,042			\$680,155			
	CALHOUN	Road Department	Partello Road	19 Mile to 500' SW of 20 Mile		\$540,834			\$135,209	\$676,043			
	CALHOUN COUNTY TOTAL					\$1,088,947	\$132,042						
2019	CALHOUN TARGET/ALLOCATION					\$1,097,833	\$142,391						
	CALHOUN BALANCE					\$8,886	\$10,349						
2019	KALAMAZOO	Transit	Bus Replacement			\$191,106		\$47,777		\$238,883			
	KALAMAZOO	Road Commission	D Avenue	Rolling Meadow to Douglas		\$427,691			\$122,524	\$550,215			
	KALAMAZOO COUNTY TOTAL					\$618,797	\$0						
2019	KALAMAZOO TARGET/ALLOCATION					\$618,797	\$78,989						
	KALAMAZOO BALANCE					\$0	\$78,989						
2019	ST. JOSEPH	Road Commission	Preventative Maintenance	Countywide		\$578,355			\$115,671	\$694,026			
	ST. JOSEPH	Road Commission	Heimbach	US 131 to M-60			\$368,966		\$134,134	\$503,100			
2019	ST. JOSEPH	Transit	Bus Replacement			\$48,000		\$12,000		\$60,000			
	ST. JOSEPH COUNTY TOTAL					\$626,355	\$368,966						
2019	ST. JOSEPH TARGET/ALLOCATION					\$626,355	\$368,966						
	ST. JOSEPH BALANCE					\$0	\$0						
<b>PROGRAMMED</b>						<b>\$3,382,307</b>	<b>\$614,660</b>						
<b>2019 RTF #3 TOTAL</b>						<b>TARGET/ALLOCATION</b>	<b>\$3,391,193</b>						
						<b>BALANCE</b>	<b>\$8,886</b>						

Fiscal Year	County	Responsible Agency	Project Name	Limits	Primary Work Type	Federal (STL) Cost	State (EDD) Cost	State (CTF) Cost	Local Cost	Total Cost	MDOT Job No.	Rural Action Date	JobNet Submission Date
2020	BARRY	Road Commission	Preventative Maintenance	Countywide	PM	\$750,000				\$750,000			
	BARRY COUNTY TOTAL					\$750,000	\$0						
2020	BARRY TARGET/ALLOCATION					\$750,000	-\$162,155						
	BARRY BALANCE					\$0	-\$162,155						
2020	BRANCH	Sherwood Village	Division Road	Main to W. Village Limit	Resurface	\$116,000			\$29,000	\$145,000			
	BRANCH	Road Commission	Preventative Maintenance	Countywide		\$509,000	\$138,652			\$647,652			
	BRANCH COUNTY TOTAL					\$625,000	\$138,652						
2020	BRANCH TARGT/ALLOCATION					\$625,000	\$140,898						
	BRANCH BALANCE					\$0	\$2,246						
2020	CALHOUN	Village of Tekonsha	Main Street	Sout to North Village Limits	Microsurfa	\$58,880			\$14,720	\$73,600			
	CALHOUN	Road Commission	Union City Road	7 1/2 Mile to T Drive S	PM	\$755,120	\$132,042			\$887,162			
	CALHOUN COUNTY TOTAL					\$814,000	\$132,042						
2020	CALHOUN TARGET/ALLOCATION					\$814,000	\$142,391						
	CALHOUN BALANCE					\$0	\$10,349						
2020	KALAMAZOO	Transit	Van Purchase			\$81,757		\$20,439		\$102,196			
	KALAMAZOO	Road Commission	U Avenue			\$549,243			\$1,150,757	\$1,700,000			
	KALAMAZOO COUNTY TOTAL					\$631,000	\$0						
2020	KALAMAZOO TARGET/ALLOCATION					\$631,000	\$157,978						
	KALAMAZOO BALANCE					\$0	\$157,978						
2020	ST. JOSEPH	Transit	Bus Replacement			\$84,000		\$21,000		\$105,000			
	ST. JOSEPH	Sprowl/N. Burr Oak	M-86 to Hackman			\$555,000			\$138,750	\$693,750			
	ST. JOSEPH COUNTY TOTAL					\$639,000	\$0						
2020	ST. JOSEPH TARGET/ALLOCATION					\$639,000	\$98,018						
	ST. JOSEPH BALANCE					\$0	\$98,018						
<b>2020 RTF #3 TOTAL</b>						<b>PROGRAMMED</b>	<b>\$3,459,000</b>	<b>\$270,694</b>					
						<b>TARGET/ALLOCATION</b>	<b>\$3,459,000</b>						
						<b>BALANCE</b>	<b>\$0</b>						

Fiscal Year	County	Responsible Agency	Project Name	Limits	Primary Work Type	Federal (STL) Cost	State (EDD) Cost	State (CTF) Cost	Local Cost	Total Cost	MDOT Job No.	Rural Action Date	JobNet Submission Date
2021	BARRY	Road Commission	Preventative Maintenance	Countywide		\$765,000				\$765,000			
	BARRY COUNTY TOTAL					\$765,000	\$0						
2021	BARRY TARGET/ALLOCATION					\$765,000	-\$55,394						
	BARRY BALANCE					\$0	-\$55,394						
2021	BRANCH	City of Bronson	Matteson Street	South to North City Limits	Chip Seal	\$24,000	\$6,000			\$30,000			
	BRANCH	Road Commission	Preventative Maintenance	Countywide		\$614,000	\$98,756			\$712,756			
	BRANCH COUNTY TOTAL					\$638,000	\$104,756						
2021	BRANCH TARGT/ALLOCATION					\$638,000	\$107,002						
	BRANCH BALANCE					\$0	\$2,246						
2021	CALHOUN	Village of Tekonsha	Railroad/Elm/Clinton		Recon	\$140,000			\$13,333	\$153,333			
	CALHOUN	Road Commission	Partello Road	20 Mile to 21 Mile	Resurf	\$690,000				\$690,000			
	CALHOUN COUNTY TOTAL					\$830,000	\$0						
2021	CALHOUN TARGET/ALLOCATION					\$830,000	\$142,391						
	CALHOUN BALANCE					\$0	\$142,391						
2021	KALAMAZOO	Road Commission	R Avenue	36th St. to E County Line	Resurf	\$541,000	\$236,967		\$122,033	\$900,000			
	KALAMAZOO	Transit	Purchase up to 3 Vans			\$103,000		\$25,750		\$128,750			
	KALAMAZOO COUNTY TOTAL					\$644,000	\$236,967						
2021	KALAMAZOO TARGET/ALLOCATION					\$644,000	\$236,967						
	KALAMAZOO BALANCE					\$0	\$0						
2021	ST. JOSEPH	Transit	Bus Replacement			\$84,000		\$21,000		\$105,000			
	ST. JOSEPH	Road Commission	N. Burr Oak	Hackman to Deer Park		\$373,436			\$93,360	\$466,796			
	ST. JOSEPH	Road Commission	Silver Street	Michigan Avenue to County Line		\$194,564			\$48,641	\$243,205			
	ST. JOSEPH COUNTY TOTAL					\$652,000	\$0						
2021	ST. JOSEPH TARGET/ALLOCATION					\$652,000	\$196,036						
	ST. JOSEPH BALANCE					\$0	\$196,036						
<b>2021 RTF #3 TOTAL</b>						<b>PROGRAMMED</b>	<b>\$3,529,000</b>	<b>\$341,723</b>					
						<b>TARGET/ALLOCATION</b>	<b>\$3,529,000</b>						
						<b>BALANCE</b>	<b>\$0</b>						

Fiscal Year	County	Responsible Agency	Project Name	Limits	Primary Work Type	Federal (STL) Cost	State (EDD) Cost	State (CTF) Cost	Local Cost	Total Cost	MDOT Job No.	Rural Action Date	JobNet Submission Date
2022	BARRY	Road Commission	Preventative Maintenance	Countywide		\$780,000				\$780,000			
	BARRY COUNTY TOTAL					\$780,000	\$0						
2022	BARRY TARGET/ALLOCATION					\$780,000	\$51,367						
	BARRY BALANCE					\$0	\$51,367						
2022	BRANCH	Road Commission	Preventative Maintenance	Countywide		\$651,000	\$104,756			\$755,756			
	BRANCH COUNTY TOTAL					\$651,000	\$104,756						
2022	BRANCH TARGT/ALLOCATION					\$651,000	\$107,002						
	BRANCH BALANCE					\$0	\$2,246						
2022	CALHOUN	Village of Tekonsha	Railroad/Elm/Clinton		Recon	\$140,000			\$13,333	\$153,333			
	CALHOUN	Road Commission	28 Mile Road	Lake Access to 21 Mile	Resurf	\$707,000	\$264,084			\$971,084			
	CALHOUN COUNTY TOTAL					\$847,000	\$264,084			\$1,111,084			
2022	CALHOUN TARGET/ALLOCATION					\$847,000	\$274,433						
	CALHOUN BALANCE					\$0	\$10,349						
2022	KALAMAZOO	Road Commission	S Avenue	29th to 34th		\$552,000			\$488,000	\$1,040,000			
	KALAMAZOO	Transit	Purchase up to 3 Vans			\$105,000		\$26,250		\$131,250			
	KALAMAZOO COUNTY TOTAL					\$657,000	\$0						
2022	KALAMAZOO TARGET/ALLOCATION					\$657,000	\$78,989						
	KALAMAZOO BALANCE					\$0	\$78,989						
2022	ST. JOSEPH	Transit	Bus Replacement			\$84,000		\$21,000		\$105,000			
	ST. JOSEPH	Hoffman Street	US 131 to Lucas			\$581,000			\$145,250	\$726,250			
	ST. JOSEPH COUNTY TOTAL					\$665,000	\$0						
2022	ST. JOSEPH TARGET/ALLOCATION					\$665,000	\$294,054						
	ST. JOSEPH BALANCE					\$0	\$294,054						
<b>PROGRAMMED</b>						<b>\$3,600,000</b>	<b>\$368,840</b>						
<b>2022 RTF #3 TOTAL</b>						<b>\$3,600,000</b>							
<b>TARGET/ALLOCATION</b>						<b>\$3,600,000</b>							
<b>BALANCE</b>						<b>\$0</b>							

Fiscal Year	County	Responsible Agency	Project Name	Limits	Primary Work Type	Federal (STL) Cost	State (EDD) Cost	State (CTF) Cost	Local Cost	Total Cost	MDOT Job No.	Rural Action Date	JobNet Submission Date
2023	BARRY	Road Commission	Preventative Maintenance	Countywide		\$796,000				\$796,000			
	BARRY COUNTY TOTAL					\$796,000	\$0						
2023	BARRY TARGET/ALLOCATION					\$796,000	\$158,128						
	BARRY BALANCE					\$0	\$158,128						
2023	BRANCH	Road Commission	Preventative Maintenance	Countywide		\$664,000	\$104,756			\$768,756			
	BRANCH COUNTY TOTAL					\$664,000	\$104,756			\$768,756			
2023	BRANCH TARGT/ALLOCATION					\$664,000	\$107,002						
	BRANCH BALANCE					\$0	\$2,246						
2023	CALHOUN	Village of Tekonsha	Railroad/Elm/Clinton		Recon	\$140,000			\$13,333	\$153,333			
	CALHOUN	Road Commission	Union City Road	P Drive to Burlington Twp Limit	Resurf	\$724,000	\$132,042			\$856,042			
	CALHOUN COUNTY TOTAL					\$864,000	\$132,042						
2023	CALHOUN TARGET/ALLOCATION					\$864,000	\$132,042						
	CALHOUN BALANCE					\$0	\$0						
2023	KALAMAZOO	Road Commission	36th Street	T Ave to PQ Ave		\$525,000	\$157,978			\$682,978			
	KALAMAZOO	Transit	Purchase up to 2 Buses			\$145,000		\$36,250		\$181,250			
	KALAMAZOO COUNTY TOTAL					\$670,000	\$157,978						
2023	KALAMAZOO TARGET/ALLOCATION					\$670,000	\$157,978						
	KALAMAZOO BALANCE					\$0	\$0						
2023	ST. JOSEPH	Transit	Bus Replacement			\$48,000		\$12,000		\$60,000			
	ST. JOSEPH	Youngs Prairie Rd	M-60 to Village of Constantine			\$384,867	\$392,072			\$776,939			
	ST. JOSEPH	Silver Street	M-60 to Michigan Avenue			\$245,133			\$61,284	\$306,417			
	ST. JOSEPH COUNTY TOTAL					\$678,000	\$392,072						
2023	ST. JOSEPH TARGET/ALLOCATION					\$678,000	\$392,072						
	ST. JOSEPH BALANCE					\$0	\$0						
<b>2023 RTF #3 TOTAL</b>						<b>PROGRAMMED</b>	<b>\$3,672,000</b>	<b>\$786,848</b>					
						<b>TARGET/ALLOCATION</b>	<b>\$3,672,000</b>						
						<b>BALANCE</b>	<b>\$0</b>						

Fiscal Year	County	Responsible Agency	Project Name	Limits	Primary Work Type	Federal (STL) Cost	State (EDD) Cost	State (CTF) Cost	Local Cost	Total Cost	MDOT Job No.	Rural Action Date	JobNet Submission Date
2019	BARRY	Road Commission	Preventative Maintenance	Countywide		\$ 685,054.00			\$ 171,263.00	\$ 856,317.00			
2019	BARRY	Transit	Bus Replacement			\$ 50,000.00		\$ 12,500.00		\$ 62,500.00			
	BARRY COUNTY TOTAL					\$ 735,054.00	\$ -						
2019	BARRY TARGET/ALLOCATION					\$ 735,054.00	\$ -						
	BARRY BALANCE					\$ -	\$ (268,916.00)						
2020	BARRY	Road Commission	Preventative Maintenance	Countywide	PM	\$ 750,000.00				\$ 750,000.00			
	BARRY COUNTY TOTAL					\$ 750,000.00	\$ -						
2020	BARRY TARGET/ALLOCATION					\$ 750,000.00	\$ (162,155.00)						
	BARRY BALANCE					\$ -	\$ (162,155.00)						
2021	BARRY	Road Commission	Preventative Maintenance	Countywide	PM	\$ 765,000.00				\$ 765,000.00			
	BARRY COUNTY TOTAL					\$ 765,000.00	\$ -						
2021	BARRY TARGET/ALLOCATION					\$ 765,000.00	\$ (55,394.00)						
	BARRY BALANCE					\$ -	\$ (55,394.00)						
2022	BARRY	Road Commission	Preventative Maintenance	Countywide	PM	\$ 780,000.00				\$ 780,000.00			
	BARRY COUNTY TOTAL					\$ 780,000.00	\$ -						
2022	BARRY TARGET/ALLOCATION					\$ 780,000.00	\$ 51,367.00						
	BARRY BALANCE					\$ -	\$ 51,367.00						
2023	BARRY	Road Commission	Preventative Maintenance	Countywide	PM	\$ 796,000.00				\$ 796,000.00			
	BARRY COUNTY TOTAL					\$ 796,000.00	\$ -						
2023	BARRY TARGET/ALLOCATION					\$ 796,000.00	\$ 158,128.00						
	BARRY BALANCE					\$ -	\$ 158,128.00						



Fiscal Year	County	Responsible Agency	Project Name	Limits	Primary Work Type	Federal (STL) Cost	State (EDD) Cost	State (CTF) Cost	Local Cost	Total Cost	MDOT Job No.	Rural Action Date	JobNet Submission Date
2019	BRANCH	Road Commission	Preventative Maintenance	Countywide	PM	\$63,154	\$113,652			\$176,806			
	BRANCH	Road Commission	Pavement Marking	Countywide		\$250,000				\$250,000			
	BRANCH COUNTY TOTAL					\$313,154	\$113,652						
2019	BRANCH TARGT/ALLOCATION					\$313,154	\$149,794						
	BRANCH BALANCE					\$0	\$36,142						
2020	BRANCH	Sherwood Village	Division Road	Main to W. Village Limit	Resurface	\$116,000			\$29,000	\$145,000			
	BRANCH	Road Commission	Preventative Maintenance	Countywide	PM	\$509,000	\$138,652			\$647,652			
	BRANCH COUNTY TOTAL					\$625,000	\$138,652						
2020	BRANCH TARGT/ALLOCATION					\$625,000	\$140,898						
	BRANCH BALANCE					\$0	\$2,246						
2021	BRANCH	City of Bronson	Matteson Street	South to North City Limits	Chip Seal	\$24,000	\$6,000			\$30,000			
	BRANCH	Road Commission	Preventative Maintenance	Countywide	PM	\$614,000	\$98,756			\$712,756			
	BRANCH COUNTY TOTAL					\$638,000	\$104,756						
2021	BRANCH TARGT/ALLOCATION					\$638,000	\$107,002						
	BRANCH BALANCE					\$0	\$2,246						
2022	BRANCH	Road Commission	Preventative Maintenance	Countywide	PM	\$651,000	\$104,756			\$755,756			
	BRANCH COUNTY TOTAL					\$651,000	\$104,756						
2022	BRANCH TARGT/ALLOCATION					\$651,000	\$107,002						
	BRANCH BALANCE					\$0	\$2,246						
2023	BRANCH	Road Commission	Preventative Maintenance	Countywide	PM	\$664,000	\$104,756			\$768,756			
	BRANCH COUNTY TOTAL					\$664,000	\$104,756						
2023	BRANCH TARGT/ALLOCATION					\$664,000	\$107,002						
	BRANCH BALANCE					\$0	\$2,246						

Fiscal Year	County	Responsible Agency	Project Name	Limits	Primary Work Type	Federal (STL) Cost	State (EDD) Cost	State (CTF) Cost	Local Cost	Total Cost	MDOT Job No.	Rural Action Date	JobNet Submission Date
2019	CALHOUN	Road Department	Michigan Avenue	22 1/2 Mile to 24 1/2 Mile		\$548,113	\$132,042			\$680,155			
	CALHOUN	Road Department	Partello Road	19 Mile to 500' SW of 20 Mile		\$540,834			\$135,209	\$676,043			
CALHOUN COUNTY TOTAL						\$1,088,947	\$132,042						
2019	CALHOUN TARGET/ALLOCATION					\$1,097,833	\$142,391						
	CALHOUN BALANCE					\$8,886	\$10,349						
2020	CALHOUN	Village of Tekonsha	Main Street	Sout to North Village Limits	Microsurface	\$58,880			\$14,720	\$73,600			
	CALHOUN	Road Commission	Union City Road	7 1/2 Mile to T Drive S	PM	\$755,120	\$132,042			\$887,162			
CALHOUN COUNTY TOTAL						\$814,000	\$132,042						
2020	CALHOUN TARGET/ALLOCATION					\$814,000	\$142,391						
	CALHOUN BALANCE					\$0	\$10,349						
2021	CALHOUN	Village of Tekonsha	Railroad/Elm/Clinton		Recon	\$140,000			\$13,333	\$153,333			
	CALHOUN	Road Commission	Partello Road	20 Mile to 21 Mile	Resurf	\$690,000				\$690,000			
CALHOUN COUNTY TOTAL						\$830,000	\$0						
2021	CALHOUN TARGET/ALLOCATION					\$830,000	\$142,391						
	CALHOUN BALANCE					\$0	\$142,391						
2022	CALHOUN	Village of Tekonsha	Railroad/Elm/Clinton		Recon	\$140,000			\$13,333	\$153,333			
	CALHOUN	Road Commission	28 Mile Road	Lake Access to 21 Mile	Resurf	\$707,000	\$264,084			\$971,084			
CALHOUN COUNTY TOTAL						\$847,000	\$264,084						
2022	CALHOUN TARGET/ALLOCATION					\$847,000	\$274,433						
	CALHOUN BALANCE					\$0	\$10,349						
2023	CALHOUN	Village of Tekonsha	Railroad/Elm/Clinton		Recon	\$140,000			\$13,333	\$153,333			
	CALHOUN	Road Commission	Union City Road	P Drive to Burlington Twp Limit	Resurf	\$724,000	\$132,042			\$856,042			
CALHOUN COUNTY TOTAL						\$864,000	\$132,042						
2023	CALHOUN TARGET/ALLOCATION					\$864,000	\$142,391						
	CALHOUN BALANCE					\$0	\$10,349						

Fiscal Year	County	Responsible Agency	Project Name	Limits	Primary Work Type	Federal (STL) Cost	State (EDD) Cost	State (CTF) Cost	Local Cost	Total Cost	MDOT Job No.	Rural Action Date	JobNet Submission Date
2019	KALAMAZOO	Transit	Bus Replacement			\$191,106		\$47,777		\$238,883			
	KALAMAZOO	Road Commission	D Avenue	Rolling Meadow to Douglas		\$427,691			\$122,524	\$550,215			
KALAMAZOO COUNTY TOTAL						\$618,797	\$0						
2019	KALAMAZOO TARGET/ALLOCATION					\$618,797	\$78,989						
	KALAMAZOO BALANCE					\$0	\$78,989						
2020	KALAMAZOO	Transit	Van Purchase			\$81,757		\$20,439		\$102,196			
	KALAMAZOO	Road Commission	U Avenue			\$549,243			\$1,150,757	\$1,700,000			
KALAMAZOO COUNTY TOTAL						\$631,000	\$0						
2020	KALAMAZOO TARGET/ALLOCATION					\$631,000	\$157,978						
	KALAMAZOO BALANCE					\$0	\$157,978						
2021	KALAMAZOO	Road Commission	R Avenue	36th St. to E County Line	Resurf	\$541,000	\$236,967		\$122,033	\$900,000			
	KALAMAZOO	Transit	Purchase up to 3 Vans			\$103,000		\$25,750		\$128,750			
KALAMAZOO COUNTY TOTAL						\$644,000	\$236,967						
2021	KALAMAZOO TARGET/ALLOCATION					\$644,000	\$236,967						
	KALAMAZOO BALANCE					\$0	\$0						
2022	KALAMAZOO	Road Commission	S Avenue	29th to 34th		\$552,000			\$488,000	\$1,040,000			
	KALAMAZOO	Transit	Purchase up to 3 Vans			\$105,000		\$26,250		\$131,250			
KALAMAZOO COUNTY TOTAL						\$657,000	\$0						
2022	KALAMAZOO TARGET/ALLOCATION					\$657,000	\$78,989						
	KALAMAZOO BALANCE					\$0	\$78,989						
2023	KALAMAZOO	Road Commission	36th Street	T Ave to PQ Ave		\$525,000	\$157,978			\$682,978			
	KALAMAZOO	Transit	Purchase up to 2 Buses			\$145,000		\$36,250		\$181,250			
KALAMAZOO COUNTY TOTAL						\$670,000	\$157,978						
2023	KALAMAZOO TARGET/ALLOCATION					\$670,000	\$157,978						
	KALAMAZOO BALANCE					\$0	\$0						

Fiscal Year	County	Responsible Agency	Project Name	Limits	Primary Work Type	Federal (STL) Cost	State (EDD) Cost	State (CTF) Cost	Local Cost	Total Cost	MDOT Job No.	Rural Action Date	JobNet Submission Date
2019	ST. JOSEPH	Road Commission	Preventative Maintenance	Countywide		\$578,355			\$115,671	\$694,026			
	ST. JOSEPH	Road Commission	Heimbach	US 131 to M-60			\$368,966		\$134,134	\$503,100			
	ST. JOSEPH	Transit	Bus Replacement			\$48,000		\$12,000		\$60,000			
	ST. JOSEPH COUNTY TOTAL						\$626,355	\$368,966					
2019	ST. JOSEPH TARGET/ALLOCATION					\$626,355	\$368,966						
	ST. JOSEPH BALANCE					\$0	\$0						
2020	ST. JOSEPH	Transit	Bus Replacement			\$84,000		\$21,000		\$105,000			
	ST. JOSEPH	Sprowl/N. Burr Oak	M-86 to Hackman			\$555,000			\$138,750	\$693,750			
	ST. JOSEPH COUNTY TOTAL						\$639,000	\$0					
2020	ST. JOSEPH TARGET/ALLOCATION					\$639,000	\$98,018						
	ST. JOSEPH BALANCE					\$0	\$98,018						
2021	ST. JOSEPH	Transit	Bus Replacement			\$84,000		\$21,000		\$105,000			
	ST. JOSEPH	Road Commission	N. Burr Oak	Hackman to Deer Park		\$373,436			\$93,360	\$466,796			
	ST. JOSEPH	Road Commission	Silver Street	Michigan Avenue to County Line		\$194,564			\$48,641	\$243,205			
	ST. JOSEPH COUNTY TOTAL						\$652,000	\$0					
2021	ST. JOSEPH TARGET/ALLOCATION					\$652,000	\$196,036						
	ST. JOSEPH BALANCE					\$0	\$196,036						
2022	ST. JOSEPH	Transit	Bus Replacement			\$84,000		\$21,000		\$105,000			
	ST. JOSEPH	Hoffman Street	US 131 to Lucas			\$581,000			\$145,250	\$726,250			
	ST. JOSEPH COUNTY TOTAL						\$665,000	\$0					
2022	ST. JOSEPH TARGET/ALLOCATION					\$665,000	\$294,054						
	ST. JOSEPH BALANCE					\$0	\$294,054						
2023	ST. JOSEPH	Transit	Bus Replacement			\$48,000		\$12,000		\$60,000			
	ST. JOSEPH	Youngs Prairie Rd	M-60 to Village of Constantine			\$384,867	\$392,072			\$776,939			
	ST. JOSEPH	Silver Street	M-60 to Michigan Avenue			\$245,133			\$61,284	\$306,417			
	ST. JOSEPH COUNTY TOTAL						\$678,000	\$392,072					
2023	ST. JOSEPH TARGET/ALLOCATION					\$678,000	\$392,072						
	ST. JOSEPH BALANCE					\$0	\$0						

# Michigan Department of Transportation

## *Region 3*

### *Rural Task Force #3*

#### **ARTICLE I-NAME**

The name of this Task Force shall be "Rural Task Force #3".

#### **ARTICLE II-PURPOSE**

The Rural Task Force Program provides federal and state dollars by region to rural counties with a population under 400,000 (78 out of 83 counties in Michigan). These dollars must be spent within the Region, comprised of Barry, Branch, Calhoun, Kalamazoo, and St. Joseph Counties. Road and transit capital projects are eligible.

The money is provided within two funding sources:

1. Surface Transportation Program - Rural (STL) for improving the federal aid system and rural transit; and
2. State TEDF Category D (EDD) for building and maintaining the all-season road network

All final project selection is through the Rural Task Force which is comprised of equal representation from the five County Sub-Task Forces within the Region; Barry, Branch, Calhoun, Kalamazoo, and St. Joseph.

#### **I. Project Location**

- a. Projects shall be located on roads that have been functionally classified as rural major collectors or higher according to the National Functional Classification System approved by the Federal Highway Administration or;
- b. A Federal Transit Administration recognized rural transit provider within the Region.
- c. Money can be spent on rural minor collectors at the Michigan Department of Transportation's discretion.

#### **II. Compliance**

- a. Projects shall be in compliance with all Federal and/or State standards unless waived by the agency having authority to do so.

#### **III. Funding Sources/Matching/Requirements**

- a. **STL**.
  - i. Construction Costs and contingencies for highway projects are eligible for STL funding. Right-of-way (ROW), construction engineering (CE), and preliminary engineering (PE) costs are a local responsibility, unless they are waived by the Rural Task Force #3..
  - ii. Transit capital projects are also eligible for STL funds.
  - iii. STL funding requires at least a 20% non-federal match. This could be either State TEDF Category D, State Comprehensive Transportation Fund or local match
- b. **EDD**
  - i. Road must be classified as rural primary or higher
  - ii. The road also must be designated as an all-season "D" route or the proposed EDD funding must be used to upgrade the route to an all-season road
  - iii. TEDF-Category D projects must be funded with at least 20 percent of the cost coming from a non-TEDF source (i.e., STP-Rural, local, etc.) This stipulation can be waived by the Michigan Department of Transportation Office of Economic Development if the county or city can prove economic hardship.

### **ARTICLE III-MEMBERSHIP**

The membership of the Rural Task Force shall consist of six (6) members. The membership shall include a (1) representative from each County Sub-Task Force and a (1) representative from MDOT. MDOT will vote on projects that utilize D funds.

Each member may have an alternate designated by the County Sub-Task Force which they represent, who shall have all the powers and privileges of the member in the absence of the member. The alternate is welcome to attend all meetings and enter into the discussions, but has no vote except in the absence of the member. Proxy votes will not be allowed.

### **ARTICLE IV-MEETINGS**

All meetings will adhere to the Michigan Open Meetings Act and adhere to a Public Participation Plan.

- I. Regular meetings
  - a. Regular meetings of the Rural Task Force #3 shall be held annually at a time and place to be determined by the chair of the Task Force.
  - b. A second meeting will be held to determine the status of current fiscal year projects at a time and place to be determined by the chair of the Task Force.
- II. Special meetings
  - a. Special meetings of the Rural Task Force #3 shall be held at the call of the chair or at a written request of a majority of the members of the Task Force. Notification of the meeting to the members of the Task Force and the public will meet the standards of the Michigan Open Meeting Act.
- III. Public Participation and Meeting Notice
  - a. Notice of all regular meetings shall be given to each member by e-mail at least seven (7) days prior to the meeting date. Notice of special meetings may be given by telephone or by e-mail, which must state purpose of the meeting.
  - b. Transportation needs of Indian Tribal Government having jurisdiction over lands within the boundaries of the Task Force are to be considered during the process.
  - c. Public involvement in the project selection process is to be encouraged and included.
- IV. Quorum
  - a. A simple majority of the members of the Task Force shall constitute a quorum. Alternate members present in the absence of regular members shall be counted in determining a quorum.
- V. Minutes
  - a. Minutes shall be taken and provided to each member and the public by the Regional Planning Agency representative.

### **ARTICLE V-OFFICERS**

The officers of the Rural Task Force #3 shall be a chairperson and vice-chairperson. The officers shall serve two (2) year terms. Elections are to be held at a Regular Meeting on odd numbered years. The chairperson shall have the right to appoint committees.


**ARTICLE VI-AMEND ARTICLES**

The Task Force shall have power to make, alter, amend or repeal the Articles by a majority of the total membership voting in the affirmative at any regular or special meeting. A written notice of intention to make changes, including proposed changes, shall be presented to the membership prior to the meeting.


Adopted this 31 day of January, 2018

Approved by representatives of the Rural Task Force #3


Barry County Sub-Task Force Representative




Branch County Sub-Task Force Representative



Calhoun County Sub-Task Force Representative



Kalamazoo County Sub-Task Force Representative



St. Joseph County Sub-Task Force Representative

